

The BabyDen
The ConfigureGate
The HearthGate



Index

General information

- Warnings 4
- Care of your product 4
- Parts check list 5
- Overview of basic gates 18

The BabyDen

- Unfolding and setting up the BabyDen 6-7
- Accessories (available separately) 7
- Fitting the base 8
- Opening and closing the walk through door section 9

The HearthGate

- Measuring the area around the fireplace/hearth 10
- Unfolding and setting up the HearthGate 12
- Fitting the wallfitting 13-15
- Opening and closing the walk through door section 9

The Configure-Gate

- Measuring the area to protect or isolate 11
- Unfolding and setting up the ConfigureGate 12
- Fitting the wall fittings 13-15
- Opening and closing the walk through door section 9

Extra functions

- Adding optional sections 16
- Removing sections 17
- Fitting hinge caps/cones/covers 17

Important Notes

IMPORTANT. KEEP INSTRUCTIONS FOR FUTURE REFERENCE

Before attempting to unfold the BabyDen /HearthGate/ConfigureGate, read the instructions thoroughly. Failure to do so may result in damage to the gate and risk to your child.

Please note that this User Guide applies to all three products. Consequently, equipment and illustrations may not correspond to your product.

Please make sure that your product is not damaged. Your supplier must be advised about transport damages, if any, before you start using the product.

When fitted as instructed, this product complies the following standards:

ASTM F 1004-98

EN 12227:2000

EN 1930:2000


















Warnings

- Intended for use with children from 6 months through 24 months.
 - When used as a safety gate (HearthGate /ConfigureGate), never use without wall fittings.
 - When used as a HearthGate, always place the gate minimum 70 cm (27.5") away from the source of heat/fire and minimum 90 cm (35.4") from open fire.
 - Since every fireplace/wood burning stove reaches different temperatures, the above placing is only intended as a guide line. Test your own unit at maximum heat output before placing the gate. If the gate is hot to touch, move gate further from heat source than the recommended minimum distance.
 - Check and tighten mountings regularly
 - Never allow child to climb or swing on gate.
 - Do not use if any part of gate is broken or missing.
 - When folded, store away from children.
 - This product will not necessarily prevent all accidents.
- **Never leave child unattended.**
 - Use only approved spare parts from Baby Dan.
 - Use only with locking mechanism securely engaged.
 - Install according to manufacturer's instructions.
 - When used as a fire surround, this product is not a fire guard. It is intended to keep children away from the area surrounding the fireplace.
 - Do not leave anything in the BabyDen which could provide a foothold or create a danger of suffocation or strangulation.
 - When used as a BabyDen be aware of the risk of open fire and other sources of strong heat, such as electric bar fires, gas fires, etc. in the near vicinity of the BabyDen.
 - When used as a BabyDen, never use without the base.
 - **WARNING:** The gate sections must not be fitted across windows and similar openings.

Care of Your Product

- No part of the BabyDen/HearthGate /ConfigureGate requires lubrication.
- Clean sections and plastic parts using warm soapy water, or a damp cloth.
- Do not use abrasive cleaners or bleach
- Textile base washable at max. 40°C.
- As surplus colour might occur please wash before use.
- Textile base **MUST NEVER BE PUT IN THE TUMBLE DRYER!**
- If using outdoors, and to help prevent rust, treat all exposed metal on the gate with a rust inhibitor. Some rusting may still occur.

Parts Check List

	Qty. Description	HearthGate incl. wall fittings	ConfigureGate 'incl. wall fittings	BabyDen incl. base & wall fittings
	1 60 cm (24") Extension Available separately			
	1 ConfigureGate consisting of 3 sections		●	
	1 HearthGate consisting of 5 sections	●		
	1 BabyDen consisting of 6 sections			●
	1 Textile base			●
	2 Wall covers (A)	●	●	●
	2 Lock fittings (B)	●	●	●
	2 Wall plates (C)	●	●	●
	6 Wood screws (D)	●	●	●
	6 Wall cover screws (E)	●	●	●
	6 Wall cover nuts (F)	●	●	●
	2 Hinge caps with groove (G)	●	●	●
	2 Hinge covers plain (H)	●	●	●
	2 Hinge cones (I)	●	●	●
	2 Removable, vertical bar (J)	●	●	●

